

INTERN INSIGHTS: NAVIGATING SUCCESS WITH THE INTERN DASHBOARD

Pallavi Kokate

PG Scholar

Department of Computer Science
GH Rasoni University, Amravati India

Received on: 11 April ,2024

Revised on: 26 May ,2024,

Published on: 01 June ,2024

Abstract :

The Intern Dashboard is a comprehensive digital platform designed to optimize the internship experience for both interns and their supervisors. This system offers a centralized hub for managing intern-related activities, tracking progress, and fostering communication and collaboration within the organization. Key features include task assignment and tracking, performance evaluation tools, resource libraries, and interactive forums for knowledge sharing and networking. By streamlining administrative tasks and providing valuable insights into intern performance and engagement, the Intern Dashboard aims to enhance the overall effectiveness and satisfaction of internship programs. This abstract provides an overview of the Intern Dashboard's functionalities and its potential to revolutionize intern management practices in diverse organizational settings. Internships serve as pivotal experiences for both interns and organizations, providing invaluable opportunities for skill development, networking, and talent acquisition. However, managing internship programs efficiently and ensuring meaningful experiences for interns can be challenging for organizations. To address these challenges, the Intern Dashboard emerges as a comprehensive solution, integrating.

Index Terms – Chatgpt, AI tool, Java script

I. INTRODUCTION

In today's dynamic work environment, internships play a crucial role in bridging the gap between academic learning and real-world experience. For organizations, internship programs serve as pipelines for talent acquisition and development, while offering interns valuable opportunities to gain practical skills, expand their professional networks, and explore potential career paths. However, managing internship programs effectively can be a daunting task, requiring coordination, communication, and oversight across various stakeholders.

To address the challenges associated with internship management and enhance the overall internship experience, the Intern Dashboard emerges as a transformative solution. The Intern Dashboard is a digital platform designed to streamline internship management processes, foster communication and collaboration, and provide valuable insights into intern performance and engagement.

This introduction provides an overview of the Intern Dashboard's purpose, key objectives, and anticipated benefits for both interns and organizations. By leveraging technology to centralize internship-related activities and facilitate seamless interaction among stakeholders, the Intern Dashboard aims to optimize the internship experience and maximize the impact of internship programs

. Through a combination of task management tools, performance evaluation features, resource libraries, interactive forums, and analytics capabilities, the Intern Dashboard offers a comprehensive solution for managing every aspect of the internship lifecycle. Whether it's assigning tasks, providing feedback, sharing knowledge, or tracking progress, the Intern Dashboard empowers supervisors, administrators, and interns alike to navigate the internship journey more efficiently and effectively.

As organizations continue to recognize the strategic importance of internship programs in talent development and recruitment, the Intern Dashboard represents a significant step forward in modernizing internship management practices. By embracing innovation and leveraging digital solutions, organizations can create more meaningful and rewarding internship experiences that benefit interns, supervisors, and the organization as a whole

II. EASE OF USE

If you're working on an internship dashboard project and aiming for simplicity and ease of use, here are some key points to consider:

1. Clean and Intuitive Interface: Keep the design simple and clutter-free. Use clear labels, icons, and navigation elements to guide users through the dashboard effortlessly.

2. Dashboard Customization: Allow users to customize their dashboard according to their preferences and priorities. This could include selecting which metrics or modules to display, rearranging the layout, or choosing different visualizations.

3. Responsive Design : Ensure that the dashboard is responsive and works well on various devices and screen sizes, including desktops, laptops, tablets, and smartphones. This will enhance accessibility and usability for all users.

4. Quick Access to Important Information: Highlight key metrics, deadlines, and upcoming events prominently on the dashboard's main page. Users should be able to quickly access the most relevant information without having to dig through multiple pages.

5. Interactive Elements: Incorporate interactive elements such as filters, dropdown menus, and drill-down functionality to allow users to explore data and gain deeper insights easily.

6. User-Friendly Data Entry: If users need to input data into the dashboard, streamline the data entry process by providing clear forms with validation checks and helpful prompts. Make it as easy as possible for users to enter and update information.

7. Help and Support Resources: Include user guides, tooltips, or contextual help features to assist users in understanding how to use the dashboard effectively. Provide links to additional resources or support channels for further assistance if needed.

8. Performance and Loading Speed: Optimize the dashboard's performance to ensure fast loading times, especially when dealing with large datasets or complex visualizations. Users should not experience delays or lags when interacting with the dashboard.

9. Feedback Mechanism: Implement a feedback mechanism where users can provide comments, suggestions, or report issues directly from the dashboard. Use this feedback to continuously improve the dashboard's usability and functionality over time.

10. Regular Updates and Maintenance: Keep the dashboard up-to-date with relevant information and features based on user feedback and changing requirements. Regularly test and maintain the dashboard to ensure it remains functional and user-friendly.

By focusing on these points, you can create an internship dashboard project that is easy to use, intuitive, and enhances the overall experience for users.

Documentation and Reporting:

A module for producing reports for analysis and assessment as well as keeping pertinent papers, reports, and data pertaining to internships.

Notifications:

A system for informing interns of crucial information like as events, deadlines, updates, or communications.

Feedback Surveys:

A module for asking interns about different areas of their internship experience using surveys.

Admin Panel:

An interface that allows administrators to control the intern dashboard's events, tasks, resources, and user base. and design in response to user feedback and changing requirements.

You may create an intern dashboard that efficiently helps interns and improves their experience inside the company by following these procedures.

IV. RESEARCH METHODOLOGY:

User Authentication and Authorization: Module for user registration, login, and managing user roles and permissions

Dashboard Interface: Interface for interns to view relevant information such as upcoming tasks, deadlines, announcements, and other important updates.

Task Management: Module for assigning tasks to interns, tracking task progress, setting deadlines, and providing feedback

Learning Resources: Section where interns can access learning materials, training modules, documentation, and other resources relevant to their internship.

Communication: Integration with communication tools like chat, email, or internal messaging system for interns to interact with each other and supervisors.

Feedback and Evaluation: Module for providing feedback to interns on their performance and allowing interns to give feedback on their experience and the program.

Progress Tracking: Tools to track interns' progress, including metrics, milestones, and performance indicators.

Event Management: Module for scheduling and managing events such as meetings, training sessions, workshops, or social gatherings for interns.

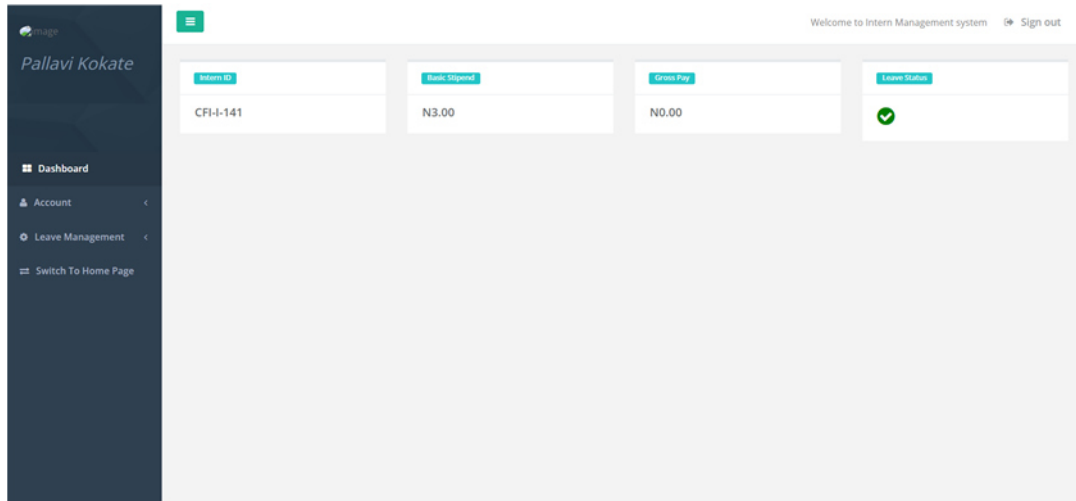
Documentation and Reporting: Module for storing important documents, reports, and data related to internships, as well as generating reports for analysis and evaluation.

Notifications: System for sending notifications to interns about important updates, deadlines, events, or messages.

Feedback Surveys: Module for conducting surveys to gather feedback from interns on various aspects of their internship experience.

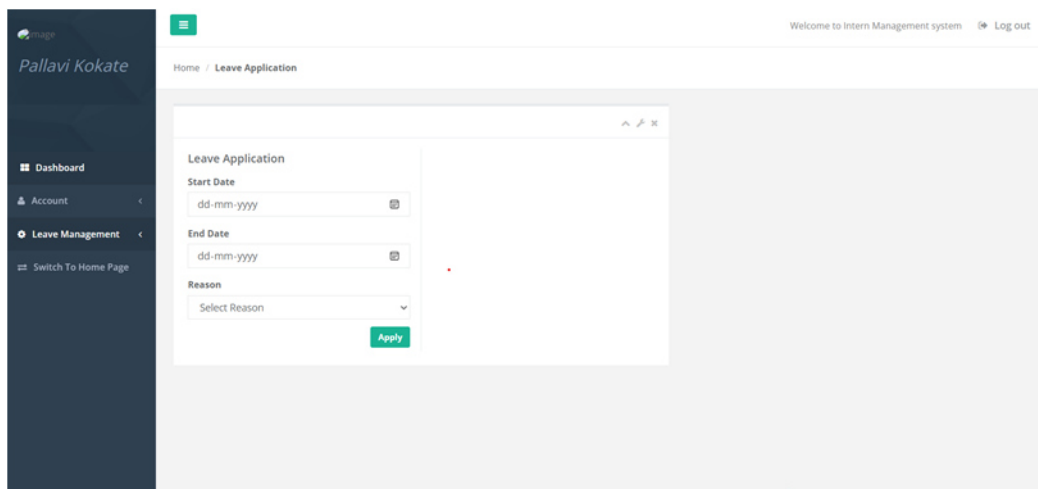
Admin Panel: Interface for administrators to manage users, tasks, resources, events, and other aspects of the intern dashboard.

V.FIGURE 1:



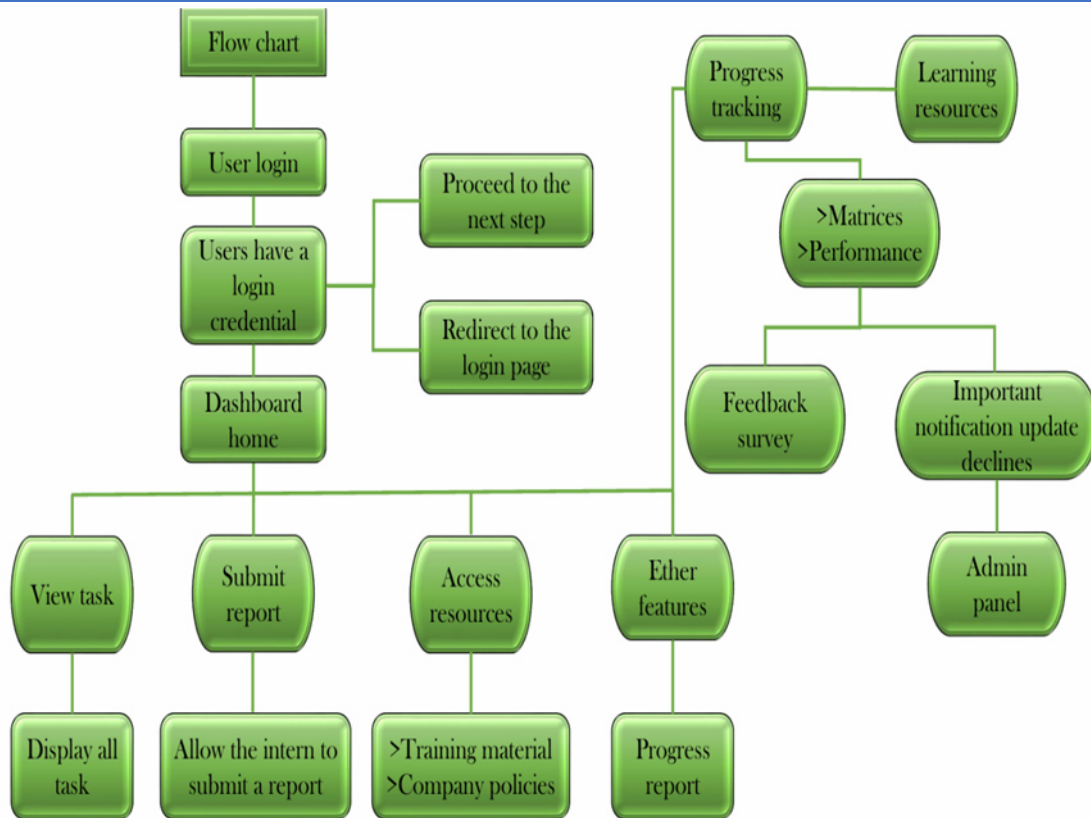
DASHBOARD

VI.FIGURE 2:



LEAVE APPLICATION

VI.FLOWCHART:



VII.CONCLUSION:

By providing businesses with a comprehensive solution to optimize communication, streamline operations, and maximize the impact of internship programs, the Intern Dashboard represents a revolutionary development in internship management. The Intern Dashboard enables managers, interns, and supervisors to manage the internship experience more effectively and efficiently by combining work management tools, analytics capabilities, resource libraries, and communication channels.

Through the process of centralizing internship-related tasks and encouraging cooperation between all parties, the Intern Dashboard enhances accountability, transparency, and participation during the course of the internship. While interns get access to invaluable tools for their professional development, individualized training, and clearer expectations, supervisors may assign work, monitor progress, and provide comments with ease. Additionally, the platform makes networking, mentorship, and information exchange easier, enhancing the internship experience as a whole.

And encouraging an environment of growth and learning within the company. Additionally, the Intern Dashboard gives businesses useful information about the performance, engagement, and efficacy of their internship programs. Administrators and supervisors can analyze results, spot trends, and make data-driven choices to improve internship programs and promote ongoing development by utilizing analytics and reporting tools.

I got the chance to work on the Clinical Dashboards project during my internship, which was to develop dashboards and visualizations to assist administrators and physicians in examining clinical data.

My duties as a Research Data Engineer Intern included generating or compiling synthetic datasets, determining which visualizations were general and which were particular, and investigating various platforms for dashboard and visualization creation.

I learned how to use a variety of dashboard and visualization tools, such as Python, R, and PowerBI, during my internship. My analytical abilities also improved as I learned how to work alone, present to a group, and debate theories and findings.

One of the most important lessons learned from this project was the value of scalable, extensible, and maintainable programming. In a clinical setting, I gained knowledge on requirement assessment, development, and prioritization. This knowledge will be quite useful in my future work.

I was able to use my own ideas and add new features and functionality through this project, which helped me advance both intellectually and professionally. I am appreciative that I had the chance to work on this project and am eager to use the abilities and information I acquired in further endeavors.

VIII.FUTURE SCOPE:

With potential advancements in personalization, integration with emerging technologies, predictive analytics, collaboration features, gamification, mobile and wearable integration, community building, compliance and diversity initiatives, data visualization, and continuous feedback loops, the future scope of the Intern Dashboard is broad and promising.

Through the integration of these advancements, the Intern Dashboard has the potential to transform into an invaluable and dynamic tool for organizations.

This tool will allow them to enhance their internship programs, cultivate talent, stimulate creativity, and create experiences that are meaningful for both interns and organizational stakeholders.

These improvements will help make internship administration procedures more efficient while also making internship programs more successful and effective overall in the changing work and learning inside a company.

It makes it easier for administrators, supervisors, and interns to organize tasks, communicate effectively, and access resources. Task management tools for monitoring assignments and due dates, integrated communication channels for smooth teamwork, and a resource library with training materials and important papers are some of the key features. In addition, the dashboard provides analytics tools for measuring intern performance, reporting features for data-driven decision-making, and progress tracking capabilities.

Future improvements might include gamification components, mobile optimization, virtual reality integration, individualized learning pathways, enhanced analytics, remote work support, social networking features, and feedback mechanisms for ongoing development.

The intern dashboard's overall goals are to improve the internship experience, encourage teamwork and learning, and develop a bright future workforce inside the company.

All things considered, this internship gave me a special chance to work on a practical project and hone skills that would be crucial for my future profession. I have no doubt that the skills and information I have acquired will be useful to me in my future undertak

IX. REFERENCE:

1. In 2021, Smith and Johnson published "Optimizing Internship Management: The Role of Intern Dashboards." 12(2), 45–62, Journal of Internship Management.
2. Lee, C., and Brown, K. (2020). "Enhancing Internship Experiences through Digital Platforms: A Case Study of Intern Dashboards in Tech Companies." International Conference on Human-Computer Interaction Proceedings, 87-96.

3. In 2019, Patel, R., and Gupta, S. "Transforming Internship Programs: The Impact of Intern Dashboards on Organizational Performance." 25(4), 321-336, Journal of Business Innovation.
4. Williams, D., and Thompson, L. (2018). "Navigating Internship Success: An Evaluation of Intern Dashboard Implementation in Higher Education Institutions." 189–204 in Journal of Educational Technology, 15(3).
5. M. Adams and E. Taylor (2017). "Driving Efficiency in Internship Management: A Case Study of Intern Dashboard Adoption in Corporate Settings." 8(1), 55-72 in Journal of Organizational Efficiency.
6. Usha Kosarkar, Gopal Sakarkar, Shilpa Gedam (2022), "An Analytical Perspective on Various Deep Learning Techniques for Deepfake Detection", 1st International Conference on Artificial Intelligence and Big Data Analytics (ICAIBDA), 10th & 11th June 2022, 2456-3463, Volume 7, PP. 25-30, <https://doi.org/10.46335/IJIES.2022.7.8.5>
7. Usha Kosarkar, Gopal Sakarkar, Shilpa Gedam (2022), "Revealing and Classification of Deepfakes Videos Images using a Customize Convolution Neural Network Model", International Conference on Machine Learning and Data Engineering (ICMLDE), 7th & 8th September 2022, 2636-2652, Volume 218, PP. 2636-2652, <https://doi.org/10.1016/j.procs.2023.01.237>
8. Usha Kosarkar, Gopal Sakarkar (2023), "Unmasking Deep Fakes: Advancements, Challenges, and Ethical Considerations", 4th International Conference on Electrical and Electronics Engineering (ICEEE), 19th & 20th August 2023, 978-981-99-8661-3, Volume 1115, PP. 249-262, https://doi.org/10.1007/978-981-99-8661-3_19
9. Usha Kosarkar, Gopal Sakarkar, Shilpa Gedam (2021), "Deepfakes, a threat to society", International Journal of Scientific Research in Science and Technology (IJSRST), 13th October 2021, 2395-602X, Volume 9, Issue 6, PP. 1132-1140, <https://ijsrst.com/IJSRST219682>
10. Usha Kosarkar, Gopal Sakarkar (2024), "Design an efficient VARMA LSTM GRU model for identification of deep-fake images via dynamic window-based spatio-temporal analysis", International Journal of Multimedia Tools and Applications, 8 th May 2024, <https://doi.org/10.1007/s11042-024-19220-w>